

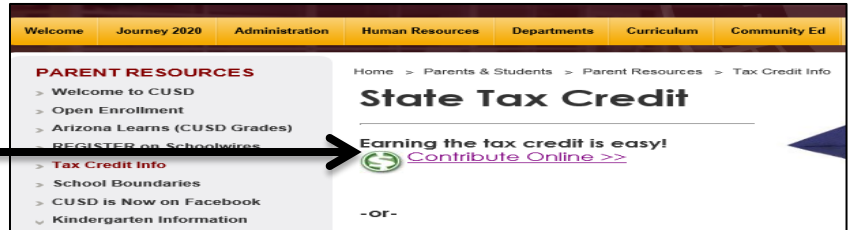
Online Tax Credit Fee Instructions

To pay the extracurricular tax credit fee go to www.cusd80.com

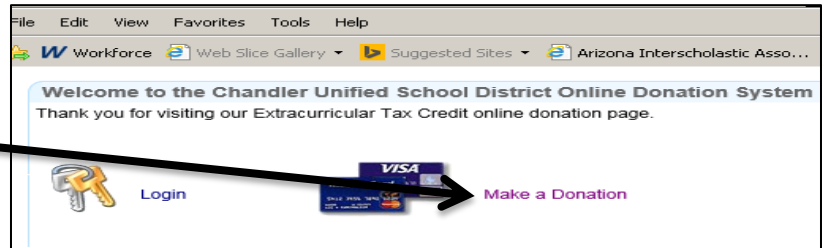
Under the Welcome tab click on "Tax credit donations"



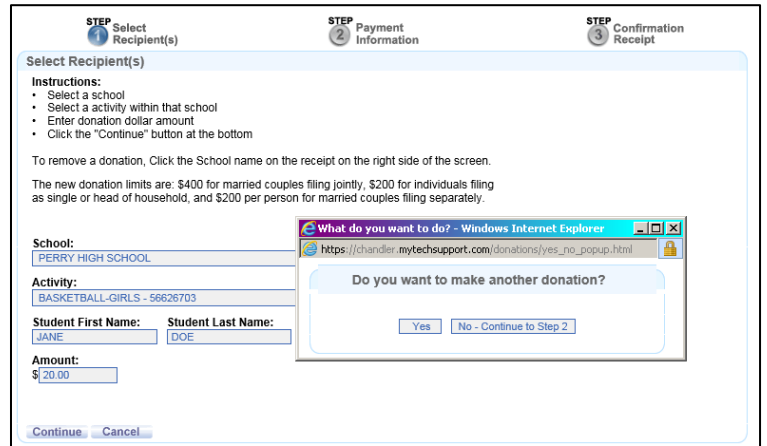
Next Step will be to click on "Contribute Online"



Click on "Make a Donation"



Enter the school, activity, first/last name, and fee amount of at least \$20. If you choose to donate beyond the required amount, enter that amount in the box provided. You can also pay for multiple sports and children at this screen by clicking "Yes".



The final step will be to fill out the required information. A receipt will be emailed to you when you have finished the process. Your student-athlete's name will be added to the system in the bookstore as paying the required fee.

